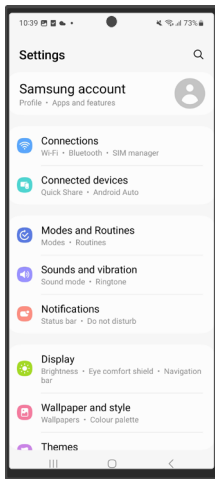


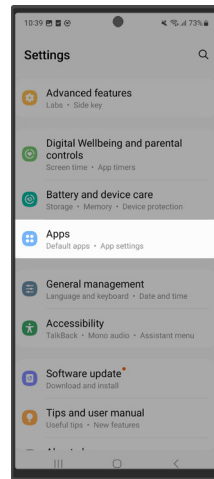


# Samsung browser settings for JURA Pocket Pilot


To be able to use JURA Pocket Pilot on Android devices without any problems, you need to make two settings. Follow these instructions step by step to be able to use Pocket Pilot without any problems.



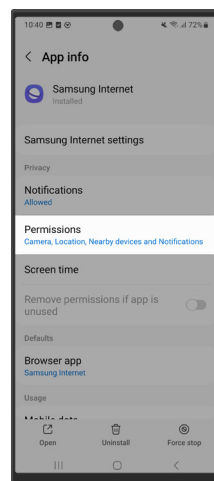
**Step 1**  
Open the "Settings" app.



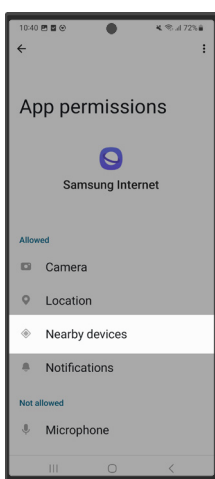
**Step 2**  
Scroll down to the app settings and open it.



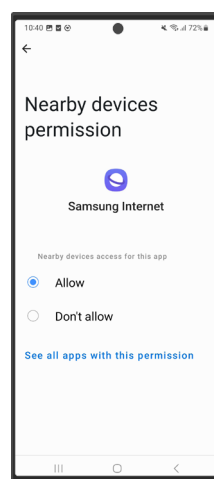
**Step 3**  
Scroll down until you find the "Samsung Internet" app and open it.



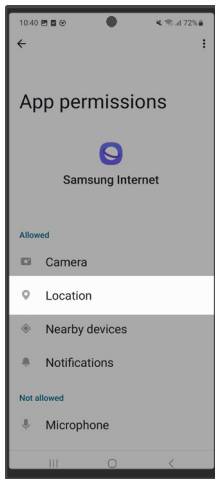
**Step 4**  
Open the "Permissions"



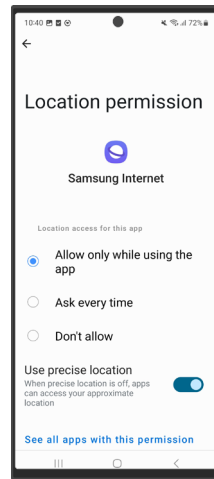
**Step 5**  
Open the "Nearby devices" item.



**Step 6**  
Select "Allow".



**Step 7**  
Go back one step and open the "Location" item.



**Step 8**  
Select "Only allow access while using the app".

### Info

When scanning the QR code, difficulties may occur with Android devices. In this case, use Google Lens and repeat the steps shown above (in step 3, select the "Google Chrome" app instead of "Samsung Internet").